



Childcare Sufficiency Duty Report

2022

Introduction	Page 2
Executive Summary	Page 2
Demand for childcare	Page 4
Population numbers	
Early Years population	
Number of children with special educational needs and disabilities	
SEND within Early Years	
Supply of childcare	Page 6
Number of early years providers and places	
Number of school age providers and places	
Funded early education	Page 9
Proportion of 2 year old children entitled to funded early education	
Take up of funded early education	
Providers offering funded early education places	
Extended entitlement – 30 hours funding	
Early Years vacancies rates	
Quality of childcare	Page 17
Ofsted inspection grades	
National and regional comparisons	
Cost of Childcare	Page 18
Methodology: sources of data	Page 20

Introduction

Hackney Council has a duty to ensure that there are sufficient places for eligible 2, 3 and 4 year olds to take up their free 15 and 30 hours early years education entitlement. The Council is also required to ensure that there is sufficient childcare to enable parents to take up or remain in work, or to undertake training to assist them in obtaining work.

The Council is required by law to 'report annually to elected council members on how they are meeting their duty to secure sufficient childcare, and make this report available and accessible to parents'. This report meets this duty.

Having sufficient childcare means that families are able to find childcare that meets their child's learning needs and enables parents to make a choice about work and training. Sufficiency is assessed for different age groups, rather than for all children in the local authority.

In this report, we have made an assessment of sufficiency using data about the demand for childcare and the amount of childcare available. We use information about childcare sufficiency to plan our work supporting the local childcare economy.

This report assesses the sufficiency of childcare in Hackney through a focus on the main themes of: demand for childcare, the supply of childcare places, the quality of care and the cost. Each of these themes will be discussed to determine the overall sufficiency of childcare, ensuring families are able to find appropriate childcare to enable them to continue with work and training.

Executive Summary

The early years' population projections show a gradual reduction in the number of children aged 0-4 over the coming three years before numbers plateau. If current levels of childcare provision are maintained, overall demand for early years childcare should continue to be met.

There continues to be a sufficient supply of childcare provision to meet the needs of children requiring funded childcare places.

Hackney has maintained its position as a high performing borough in relation to inspection outcomes in maintained school provision and in pre-school provision.

The take-up of funded early education for 2 year olds decreased in 2021 although to a lesser degree than with Hackney's statistical neighbours. The increase in take-up during 2022 is significant although national data to view this against is not yet available.

The take-up of universal funded early education for 3 and 4 year olds remains consistent with previous years and is slightly higher than local regional comparators. Take-up of the extended hours entitlement continues to increase.

The supply of places for the extended entitlement (30 hours) is sufficient and continues to increase, exceeding local demand. There is no indication as yet that this increase has had any impact on provision and take-up of universal funded places or 2 year old funded places in Hackney.

The total number of early years childcare providers remains stable, as does the number of places available.

Childcare for children with special educational needs and disabilities (SEND) continues to be available throughout Hackney. The number of early years children with SEND continues to increase in all settings and school nurseries, reflecting the growing demand for SEND services, support and appropriate childcare.

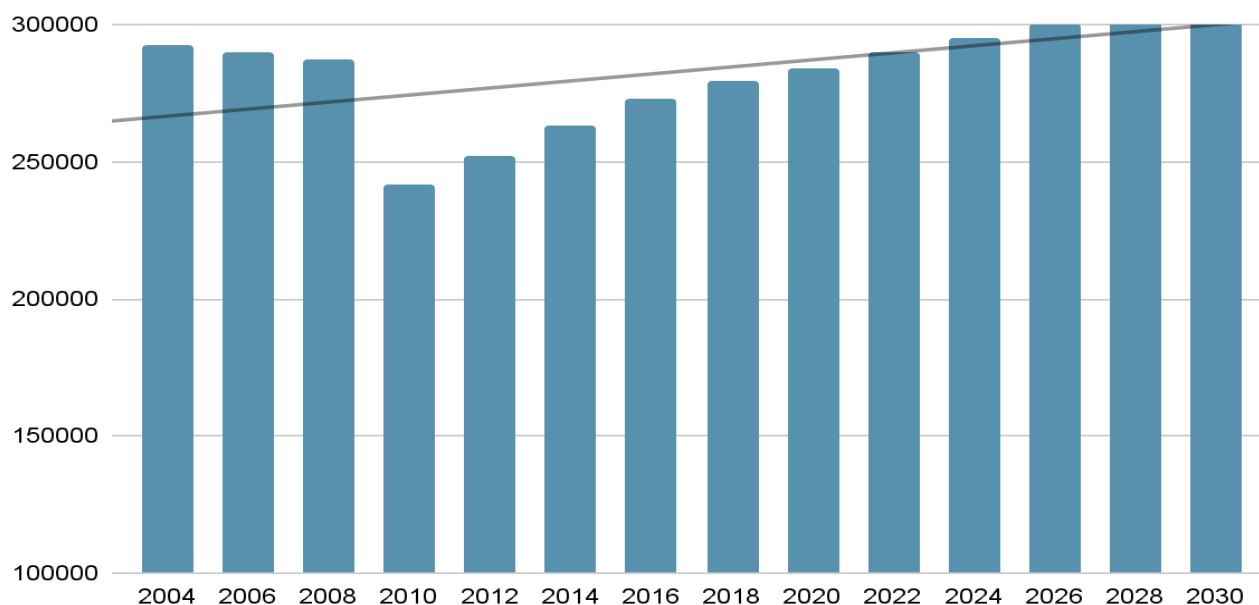
The average cost of childcare has increased in group settings in the Private and Voluntary sector and fallen slightly amongst Childminders. Costs remain lower than Inner London averages.

Demand for childcare

Population Numbers

According to the Greater London Assembly, the population of Hackney in 2022 is 289,800. There was a period of gradual growth since 2010 which followed a decrease in the preceding ten years between 2000 and 2010. The population is predicted to grow over the next ten years reaching 311,000 by 2030.

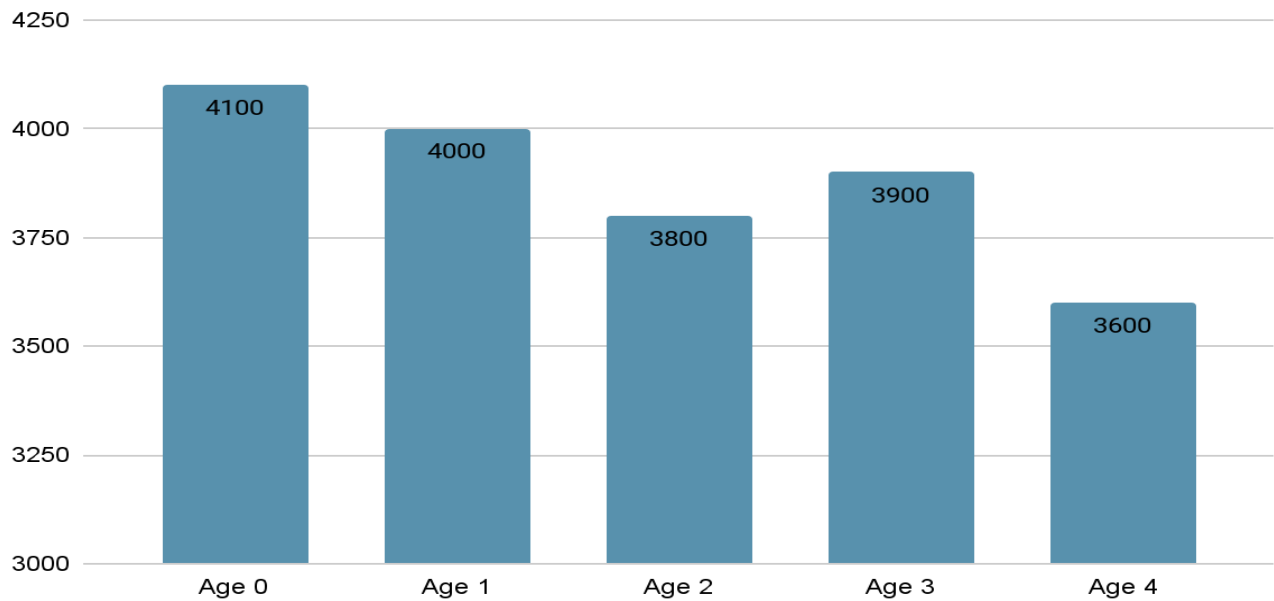
Chart 1 - GLA (2019) Hackney overall population projections



Early Years population

Currently there are 19,400 children aged 0-4 living in Hackney. The number of children fluctuates according to birth rates and net population movements in and out of the borough.

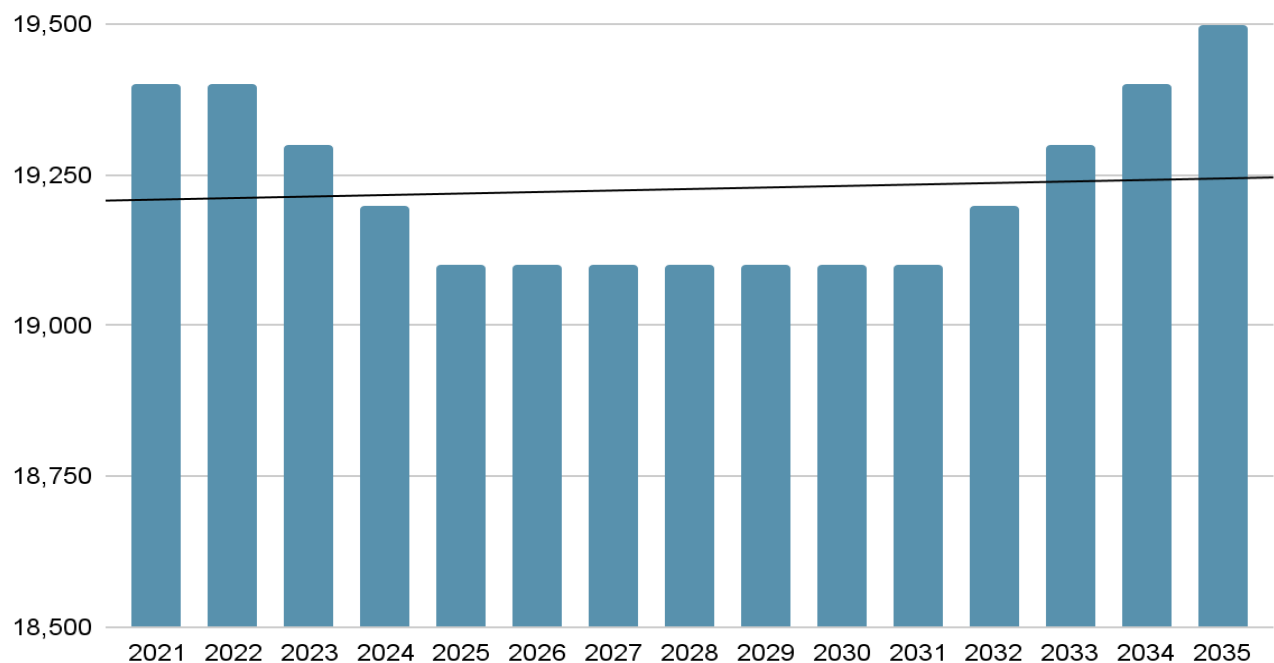
Chart 2 - Number of children aged between 0-4 (GLA Population Dataset 2019)



<https://data.london.gov.uk/dataset/gla-population-projections-custom-age-tables>

The number of children aged 0-4 is predicted to fall marginally over the next three years from 19,400 to 19,100 in 2025. The total number of children is estimated to plateau before rising again in 2032.

Chart 3 - Estimated population (0 - 4 years) 2021 - 2035 (GLA 2019)



Number of children with SEND

There are currently a total of 2,079 active Education, Health and Care (EHC) plans in Hackney. There has been an increase both locally and nationally since 2016. Numbers increased by 137 between 2016

and 2019, but since then there has been a further increase of 481 children and young people. 4.6% of children in Hackney have an EHC plan compared with 3.7% nationally.

Table 1 - Number and Percentage of children with EHC plan / Statement of special needs attending nursery, primary, secondary and special schools, non-maintained special schools, pupil referral units and independent schools

		2016	2017	2018	2019	2020	2021
England	EHC plans/ Statements of SEN (number)	236,806	242,184	253,679	271,165	294,758	325,618
	EHC plans/ Statements of SEN (%)	2.8	2.8	2.9	3.1	3.3	3.7
Hackney	EHC plans/ Statements of SEN (number)	1,461	1,492	1,539	1,598	1,796	2,079
	EHC plans/ Statements of SEN (%)	3.4	3.3	3.5	3.5	4.2	4.6

The Early Years Inclusion Fund is a budget to support children aged 3 or 4 years of age who have low level needs, or emerging needs related to a Special Educational Need and/ or Disability (SEND) and because of this require additional support. Any registered Early Years setting, school or childminder can submit an application to access the additional funding provided. The Inclusion Fund is for those children with emerging SEND but who do not yet have an Education, Health and Care plan.

The number of applications has increased since the fund was introduced. In January 2020 the Inclusion Fund supported 179 children to access their 3 and 4 year old entitlements. In January 2022 this had increased to 247 children attending 52 different schools and settings. The primary need for the majority of children requiring SEND support is for speech, language, communication and interaction difficulties.

Information about services and support are available across early years, education, employment and training, health, leisure and social care can be found on Hackney's Local Offer website here:

www.hackneylocaloffer.co.uk

Supply of Childcare

Number of early years providers and places

The Family Information Service (FIS) holds information on all Ofsted registered childcare in the borough. This information is regularly updated so that parents can be as well informed as possible. The different types of childcare available include;

Childminders: Ofsted registered professionals who look after children in their own homes. They offer a flexible service, caring for children aged from birth to sixteen years. They are only allowed to look after up to six children between the ages birth to eight (including their own). They can have more children if they work in partnership with other childminders or assistants.

Private or Voluntary Nurseries: these settings care for children aged from birth to five years and usually offer day care from 8am to 6pm, for most of the year. All day nurseries are registered with Ofsted and inspected regularly. They can be run by private individuals, community groups, Montessori organisations, commercial businesses or by employers. Children Centres offering Ofsted registered childcare places also sit within this categorisation.

Playgroups: provide care for children either as a morning or afternoon session or as extended sessions including lunch. They are often run by voluntary groups but can also be run by private individuals. They care for children aged from two to five years and are usually only open during term time. They differ from day nurseries in that they offer sessional based care and admit children from the age of two years old. They are registered and inspected by Ofsted.

Independent Schools: these are owned privately and cater for children aged from three to Sixteen. Some independent schools choose to take children from two years old. The schools are registered with Ofsted or the Department for Education but make their own arrangements concerning staff numbers, qualifications and curriculum. If the school participates in the Early Years Foundation Stage (EYFS) curriculum, it must comply with the Statutory Framework and will be inspected by Ofsted. The vast majority of Independent school provision serves the Orthodox Jewish (Charedi) community in the North of the borough in the wards of Cazenove, Springfield, Woodberry Down and Stamford Hill West.

Nursery Classes in Maintained Schools: these are schools that offer full and part-time early years education places, typically between school hours and during term time only. They are attached to primary schools. There are also two standalone Maintained Nursery schools. In addition to offering places in nursery classes for children from the age of three, a quarter of Hackney maintained schools also offer places for two year olds.

In total, there are 346 Early Years childcare providers in Hackney. Since the previous assessment, there has been a slight decrease in the number of registered Childminders (from 176 to 163) and a decrease in two of the total number of Private, Voluntary and Independent settings (PVI's). The number of nursery classes in school remains the same.

Table 2 - Total number of providers by type

Type of provision	Number of Providers
All providers	346
Childminders	163
Nurseries in Maintained schools	54

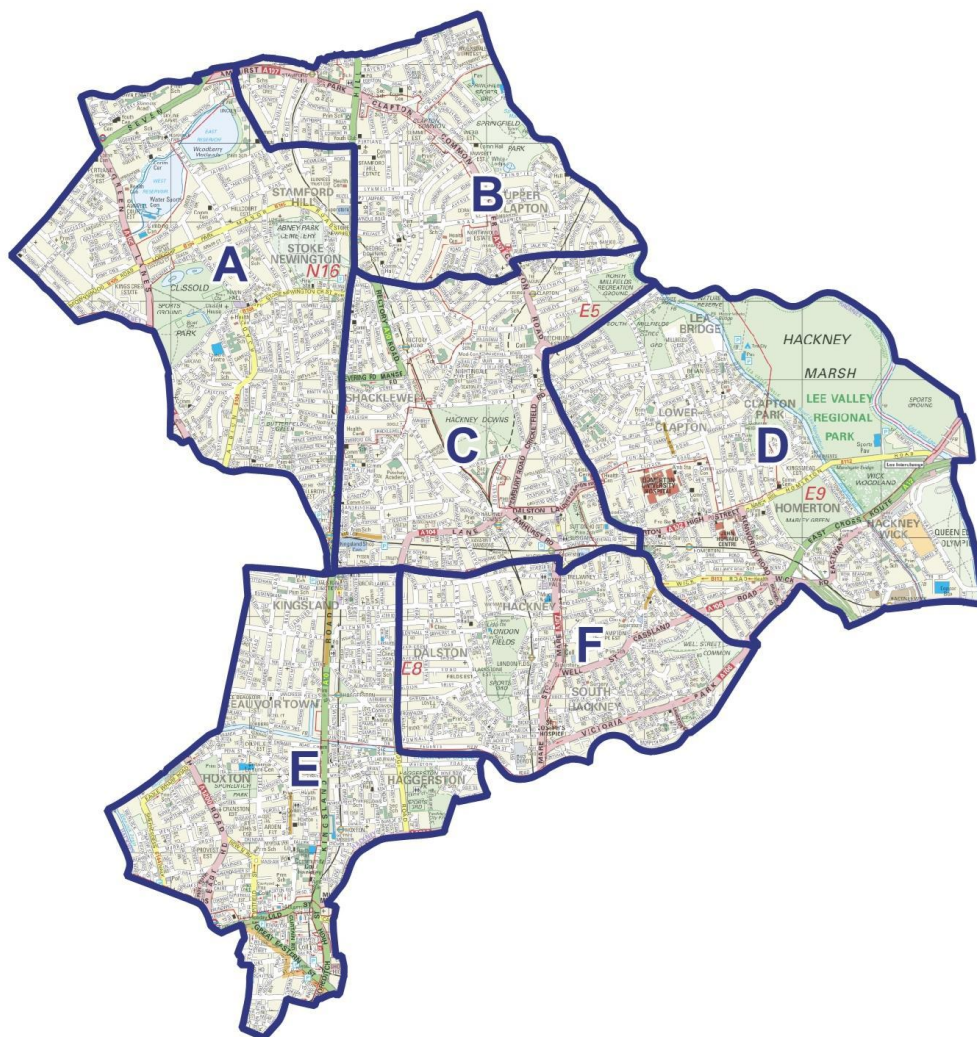
Private and Voluntary Providers	108
Independent schools	21

The number and type of Early Years provider in each Children Centre Cluster area is summarised below.

Table 3 - Number of Early Years providers in each Children Centre cluster area

Children Centre A - Woodberry Down	Children Centre B - Stamford Hill
39 Childminders 18 Private & Voluntary (inc Children's Centres) 4 Playgroups 11 Maintained Schools 3 Independent schools	22 Childminders 24 Private & Voluntary (inc Children's Centres) 3 Playgroups 5 Maintained Schools 17 Independent schools
Children Centre C - Hackney Downs	Children Centre D - Homerton
30 Childminders 17 Private & Voluntary (inc Children's Centres) 2 Playgroups 9 Maintained Schools 0 Independent schools	29 Childminders 9 Private & Voluntary (inc Children's Centres) 3 Playgroups 9 Maintained Schools 0 Independent schools
Children Centre E - Haggerston	Children Centre F - London Fields
25 Childminders 14 Private & Voluntary (inc Children's Centres) 2 Playgroups 11 Maintained Schools 1 Independent school	18 Childminders 12 Private & Voluntary (inc Children's Centres) 0 Playgroups 7 Maintained Schools 0 Independent schools

Map 1 - Map of Hackney showing Children Centre Areas A - F



Free Early Education Entitlement

Some children are entitled to free childcare, funded by the government. There are three broad offers. These are;

1. Fifteen hours free education entitlement for 2 year olds

Children aged 2 whose families receive certain benefits (including Income support, Income based Job Seekers Allowance, Income related Employment and Support Allowance, Tax Credits and have an annual family income of under £16,190 before tax, Universal Credit and have an annual family income of under £15,400 after tax or support through part 6 of the Immigration and Asylum Act) are entitled to 15 hours per week for 38 weeks per year. Nationally, about 40% of 2 year olds are entitled to this offer, but the proportion varies by local area.

2. Fifteen hours free education entitlement for all 3-4 year olds

All three and four year olds are entitled to a free part-time nursery education place regardless of how much their families earn. The free places are for 570 hours per year which is usually taken as 15 hours a week over 38 weeks but parents can choose to take fewer hours over more weeks.

3. Thirty hours free education entitlement for some 3 and 4 year olds (Extended entitlement)

Some working parents are eligible for an additional 15 hours of free childcare for their 3 and 4 year olds. These families will be able to access up to 30 hours of free childcare a week, 38 weeks a year. Both parents are required to be working, or for lone parent families where that parent is working, and earn the equivalent of at least 16 hours per week at the National Living Wage or National Minimum Wage.

Full details about the criteria and checking processes can be found here;

<https://education.hackney.gov.uk/free>

Providers offering funded early education places

Providers are not required to offer the free entitlements and some choose to charge parents the full cost of providing a childcare service; however if providers do not offer the free entitlement, parents may choose to use a different provider. In Hackney, both maintained nursery schools and all nursery classes in schools offer both the 15hrs and extended 30hrs entitlement to parents. In addition 25% of schools with nursery classes offer places for eligible funded two year olds, whilst an additional 25% of schools take children from their third birthday and claim for any eligible children for the final term before becoming entitled to the universal 3 and 4 year old funding.

The total number of settings offering the free entitlements for three and four year olds has fallen mainly due a reduction in the number of childminders delivering places.

Table 4 - Number of providers delivering Free Entitlement places for Three and Four year olds

	2018	2019	2020	2021
All providers	180	181	198	188
Childminders	5	6	17	11
Independent schools	22	22	22	21
Maintained Nursery schools	2	2	2	2
Nurseries in Maintained schools	53	53	53	52
Private and voluntary providers	96	96	102	100
Special Schools	2	2	2	2

The number of providers delivering free education entitlement places for 2 year olds fluctuates year by year, often related to the geographical location of the demand for places as well as provider choice. Between 2020 and 2021 there was a reduction in the number of Private and Voluntary providers delivering places which in part, is related to a fall in the number of children accessing the entitlement.

Table 5 - Number of providers delivering Free Entitlement places for Two year olds

	2018	2019	2020	2021
All providers	134	127	135	120
Childminders	24	20	23	18
Independent schools	12	10	13	12
Maintained Nursery schools	2	2	2	2
Nurseries in Maintained schools	8	10	8	11
Private and voluntary providers	88	85	88	77
Special Schools	0	0	1	0

There is no free entitlement funding for any children under two, nevertheless some providers offer places for which fees are paid by the parents. There are several reasons why some settings choose not to offer places for this age group including the requirement to have an additional room which is separate from provision for older children, the need to provide sleeping areas including cots and bedding and higher adult / child ratios. Currently, there are 70 nursery providers offering places for children under two and 66 childminders (from a total of 83 childminders who replied to the survey).

Number of children accessing Free Early Education Entitlement

The number of children attending Hackney schools, settings and childminders has fallen over the previous three years. In 2018 there were 6889 three and four year olds attending provision; this figure has reduced to 6677 taking up the free entitlements in 2021.

The take up of the two year old free entitlement shows a similar picture. The total number of children attending reduced significantly between 2020 and 2021 from 1311 to 1089. This mirrors the reduction seen in all other local authorities and nationally, and can be accounted for by a reticence on the part of parents to take up their entitlements during the pandemic when visits to schools and settings, meetings with leaders and managers, and settling-in practices were so disrupted.

Table 6 - Number of two, three and four year olds taking up Free Education Entitlement in a Hackney schools or settings

	2018	2019	2020	2021
Number of Two years olds	1363	1239	1311	1089
Number of Three years olds	3449	3534	3430	3231
Number of Four years olds	3440	3517	3610	3446

Table 7 - Percentage of two year olds taking up the Free Education Entitlement

	2018	2019	2020	2021
Percentage of Two year olds	59%	60%	64%	57%
Percentage of Three and four year olds	86%	88%	88%	84%

The percentage take up of the free entitlement for three and four year olds in Hackney in 2021 was 84%. This has been a reduction of 4% on the previous two years, nevertheless, it shows a smaller decrease than most of Hackney's statistical neighbours. Within this group, Hackney continues to have the highest take up of the universal free education entitlement, also exceeding the average of inner London local authorities.

Table 8 - Percentage take up of three and four year olds in Hackney, Statistical Neighbours, Inner London and England

	2018	2019	2020	2021
Hammersmith and Fulham	82	80	78	72
Southwark	81	81	81	76
Waltham Forest	84	82	81	76
Haringey	78	79	81	77
Lewisham	83	83	79	79
Islington	83	83	83	80
Croydon	85	86	85	80
Greenwich	86	87	86	81
Enfield	86	83	85	81
Lambeth	87	87	86	82
Hackney	86	88	88	84

Statistical Neighbours	83.5	83.1	82.5	78.4
Inner London	80.0	80.0	79.0	76.0
England	94.0	93.0	93.0	88.0

The take up of places for children eligible for the two year old funding decreased by 7% to 57% in 2021. This follows a similar pattern both across London and nationally. The take-up compares favourably alongside Hackney's statistical neighbours.

Table 9 - Percentage take up of two year olds in Hackney, with Statistical Neighbours, Inner London and England

	2018	2019	2020	2021
Croydon	82	47	49	42
Waltham Forest	48	47	50	44
Hammersmith and Fulham	85	50	52	45
Lewisham	54	56	57	47
Southwark	93	61	57	48
Haringey	54	47	54	48
Enfield	54	50	53	49
Greenwich	56	58	60	50
Hackney	59	60	64	57
Lambeth	64	63	63	60
Islington	64	61	67	61
Statistical Neighbours	65	54	56	49
Inner London	60	56	57	50
England	72	68	69	62

As previously stated, the two year old entitlement is not a universal offer. Eligibility is for those parents in receipt of various benefits including Income Support, Job Seekers Allowance, Income-related Employment and Support Allowance. What is significant is the total number of children and families who are eligible varies from year to year (Table 10). Between 2018 and 2020, the number of eligible families reduced by almost over 500 and although it has since increased to 1900 there has been a downward trend over the previous four years.

Table 10 - Total number of two year olds eligible for Free Education Entitlement

	2018	2019	2020	2021
Number of Eligible two year olds	2310	2065	1767	1901

Early years pupil premium (EYPP)

Early Years education providers are able to receive up to £302 per year to help with a child's education provided parents meet certain eligibility criteria. EYPP is for children aged 3 or 4 and accessing 15 hours free childcare. As with the two year olds eligibility, parents need to be in receipt of benefits (which include Income Support, Income-based Jobseeker's Allowance, Income-related Employment and Support Allowance - full details can be found at; <https://www.gov.uk/get-extra-early-years-funding>).

The total number of children in schools and settings who were in receipt of the EYPP funding has reduced from 625 in 2018 to 520 in 2021, a decrease of 105 children and families.

Table 11 - Total number of three and four year olds in receipt of Early Years Pupil Premium

	2018	2019	2020	2021
Number of three and four year olds in receipt of EYPP	625	604	545	520

Currently, 7.8% of families accessing the universal entitlement are making a claim for the EYPP. This figure has reduced slightly since 2018 when schools and settings received additional funding for 9% of children.

Table 12 - Percentage of three and four year olds eligible for Early Years Pupil Premium

	2018	2019	2020	2021
Percentage of three and four year olds eligible for Early Years Pupil Premium	9%	8.5%	7.7%	7.8%

Extended Entitlement (30 hours)

The Extended Entitlement, offering parents an additional 15 hours of free childcare, was introduced in September 2017. Although there was a decrease in the number of families accessing this entitlement in 2021, both the number of children (table 13) and the percentage of the total number of children (table 14) accessing this element of free childcare has increased since its inception. Currently, 29% of all children accessing the universal 15 hours of childcare are claiming the extended entitlement.

Table 13 - Number of three and four year olds accessing 'Extended Entitlements' (30 hours)

	2018	2019	2020	2021
Number of three and four year olds accessing 'Extended Entitlements'	1583	1918	2091	1900

Table 14 - Percentage of three and four year olds accessing 'Extended Entitlement' (30 Hours)

	2018	2019	2020	2021
Percentage of three and four year olds accessing 'Extended Entitlements'	23%	27%	29%	29%

Early Years Occupancy and Vacancy rates

In April 2022 all Early Years providers were surveyed to establish occupancy and vacancy rates in three broad age groups. These were for children under two years old, children who are two year olds and those 3 - 5 years old. Providers were asked to report on the number of children attending and the maximum number of children that could be accommodated.

This table below records the total number of providers, the number of survey returns and the number of vacancies in the three age groups for whom information was collected. The final column records, as a percentage, the full time occupancy rate.

It should be noted that the table shows the occupancy rate only from the providers that responded to the survey and it should not be inferred that this rate is common across all providers. It could well be the case that settings with low occupancy rates were more eager to report than those with higher rates.

It should also be noted that not all childminders registered with Ofsted are operating all the time. Some childminders retain their registration with Ofsted even while not minding because to re-register can be a time consuming and complex process.

Table 15 - Number of vacancies and occupancy rates (%)

Type of provision	Total Number of providers	Total number of returns	Total number of vacancies		Percentage of total places occupied
Childminders	163	83	0-2 years	92	55%
			2 years	104	52%
			3-5 years	135	22%
Nursery classes in schools	54	53	0-2 years	N/A	N/A
			2 years	230	64%
			3-5 years	582	73%

Private, Voluntary and Independent nurseries inc children's centres	121	106	0-2 years	289	77%
			2 years	528	75%
			3-5 years	521	85%

The number of vacancies reported in each of the three age groups are full-time places. These places could be accessed by children who are attending full time, part time or for as many hours as the setting is open. In some cases, two or more children attending part time may use one full time equivalent place.

In total, when vacancies across different providers are collated, there were 381 full time vacancies for children under two years old, 860 full time vacancies for children aged two years old and 1,238 vacancies for children aged three to five.

When each of the three age groups (0 - 2 years, 2 - 3 years and 3 - 5 years) are combined, the occupancy rate for each provider types shows a wide variation; with Childminders the overall occupancy was 44%, in nursery classes in maintained schools, occupancy was 73% and in the Private, Voluntary and Independent nurseries, it was 80%.

The table below combines the number of vacancies with Childminders, in Nursery Classes in schools, and across the PVI sector and sorts according to the six Children Centre areas. The number of vacancies is shown in the three age groups for which occupancy information was collected.

Table 16 - Number of vacancies with Childminders, in schools and with PVIs

Children centre Cluster area	Age group	Total Vacancies	Percentage occupied
A Woodberry Down, Clissold and surrounding areas.	0-2 years	114	72%
	2 years	205	75%
	3-5 years	252	81%
B Stamford Hill and surrounding areas.	0-2 years	54	76%
	2 years	148	74%
	3-5 years	310	83%
C Hackney Downs, Stoke Newington and surrounding areas.	0-2 years	47	84%
	2 years	125	77%
	3-5 years	162	79%
D Homerton and surrounding areas.	0-2 years	30	77%
	2 years	164	67%

	3-5 years	256	71%
E Shoreditch, Haggerston and surrounding areas.	0-2 years	88	61%
	2 years	84	74%
	3-5 years	132	85%
F London Fields, Well St and surrounding areas.	0-2 years	48	71%
	2 years	148	59%
	3-5 years	176	69%

Occupancy, capacity and vacancy rates provide a snapshot, that can often change rapidly, however, the table above shows that across each Children's Centre area and for each of the three age groups of children that were surveyed, there is sufficient available capacity to meet demand. There are a substantial number of vacancies with Childminders, in the Private, Voluntary and Independent sector and in nursery classes in maintained schools across each of the Children Centre cluster areas.

Quality of Childcare

Ofsted inspection grades

All childcare providers must register with and be inspected by Ofsted, who give them an overall grade for the quality of their provision. Childminders and private and voluntary providers are on the Early Years Register, and schools and standalone maintained nursery schools are on the Schools register. The grades for both registers are equivalent. Schools with nurseries have an overall inspection grade for the whole school and most also have a separate early years grade. Some settings are registered with the Independent Schools Inspectorate; these schools are also inspected by Ofsted.

Both schools and early years providers have four possible Ofsted grades: 'Outstanding', 'Good', 'Requires Improvement', and 'Inadequate'. Some providers are still awaiting their first full inspection or have re-registered under new owners. These providers are excluded from the tables as they do not have an Ofsted grade.

Table 17 - Percentage of Hackney providers judged as Good or Outstanding by Ofsted

Type of provision	2018	2019	2020	2021
Childminders	97%	95%	96%	96%
Nursery classes in schools*	95%	94%	100%	100%
Maintained nursery schools	100%	100%	100%	100%
Private and voluntary nurseries inc children's centres	91%	96%	97%	98%

Independent schools*	38%	35%	30%	30%
----------------------	-----	-----	-----	-----

* For Maintained Nursery Classes in schools and in Independent schools, early years grade is recorded if available, otherwise overall school grade is used.

There have been only slight changes between 2018 and 2022. The percentage of 'good' or 'outstanding' provision across the Private and Voluntary sector has increased to 98% in line with London and England outcomes. Ofsted outcomes of 'good' or 'outstanding' in the Independent sector now stands at 30%.

Table 18 - Percentage of providers judged Good or Outstanding by Ofsted in Hackney, London and England (2022)

Type of provision	Hackney	London	England
Childminders	96%	94%	96%
Nursery classes in schools	100%	Not known	88%
Maintained nursery schools	100%	Not known	98%
Private and voluntary nurseries	98%	97%	98%

Cost of Childcare

Information about the cost of childcare, outside the funded entitlements, is reported to Hackney Education by providers. Information is collected on average prices per hour, per day and per week. Some providers often offer reductions for longer hours, or discounts for siblings; however, parents may be expected to pay for additional items including meals, nappies and activities which are not included in these prices.

Since the previous Childcare Sufficiency Assessment in March 2020 the cost of childcare among Childminders has reduced while the cost in Private and Voluntary sector nurseries has increased. For example, in March 2020 the average weekly cost for a three and four year old with a Childminder was £337 per week; this rate has reduced by £11 per week and is currently £326. At the same time, the average cost for a Private or voluntary nursery increased by £25 from £267 to £292 per week.

The cost of a full-time place for children under two follows a similar pattern. The cost of a nursery place has increased from £297 to £323 (an increase of £26) while the cost of a Childminder place has reduced from £352 to £335 (an average decrease of £17).

Table 19 - Average price per day, per week and, for childminders only, per hour for the different types of provision and age group

	Private and voluntary nurseries	Playgroups*	Childminders
Children aged under two years old	£70.37 per day £323.26 per week	N/A	£8.42 per hour £69.88 per day

			£335.23 per week
Children aged 2 years old	£65.26 per day £302.05 per week	£24.57 per day £122.85 per week	£8.37 per hour £68.28 per day £326.10 per week
Children aged 3 and 4 years old	£63.99 per day £292.76 per week	£22.58 per day £106.18 per week	£8.39 per hour £68.27 per day £326.11 per week

* Playgroups provide term-time only (38 weeks per year) places for children between the age of two and five. Sessions are usually either for mornings or afternoons. Playgroups do not usually offer wrap around care or hours outside 9.00am to 3.30pm

Comparisons with the national cost of childcare published by the Family and Childcare Trust indicate that prices in Hackney PVI settings remain, on average, lower than other Inner London areas, but higher than averages nationally.

Table 20 - Average price of 50 hours a week childcare for children aged under three at nurseries and childminders

	Private & Voluntary Nursery		Childminder	
	Under two	Two	Under two	Two
England	£273.57	£265.38	£237.58	£236.01
Inner London	£368.73	£347.25	£344.10	£346.60
Hackney	£323.26	£302.05	£335.23	£326.10

Methodology: sources of data

- Number of children: based on GLA population projections from the London Data Store.
<https://data.london.gov.uk/dataset/gla-population-projections-custom-age-tables>
- Children with EHC plans: based on data from DfE SEN2 (2019)
<https://www.gov.uk/government/collections/statistics-special-educational-needs-sen>
- Supply of childcare: based on data provided by Ofsted, headcount returns from providers and EY census information
<https://www.gov.uk/government/statistics/provision-for-children-under-five-in-england-january-2021>
- Vacancy rates: obtained through provider survey, phone calls, internet searches and through regular local authority requests for vacancy information.
- Funded early education: data on take up of funded early education entitlements is based on the Early Years and Schools Censuses, which are taken every January and published by the Department for Education in the statistical collection Education provision: children under five years of age.
<https://www.gov.uk/government/statistics/provision-for-children-under-five-in-england-january-2021>
- Internal funding headcount data is also used. Data on entitlement to a funded early education place for 2 year olds is provided by the Department for Work and Pensions and published by the DfE on the Local Authority Interactive Tool
<https://www.gov.uk/government/publications/local-authority-interactive-tool-lait>
- Quality of childcare: data on childcare quality is provided by Ofsted.
www.gov.uk/government/collections/early-years-and-childcare-statistics
<https://www.gov.uk/government/statistics/childcare-providers-and-inspections-as-at-31-march-2020/main-findings-childcare-providers-and-inspections-as-at-31-march-2020#inspection-outcomes>
- Cost of childcare: Information is obtained from providers through an annual survey and comparisons made with data collated by the Family and Childcare Trust.
<https://www.familyandchildcaretrust.org/> ;
https://www.familyandchildcaretrust.org/sites/default/files/Resource%20Library/Final%20Version%20Coram%20Childcare%20Survey%202022_0.pdf